

PerformArc™ PA2200SS

Robotic Welding Cell



Quick Specs

Industrial Applications

Contract manufacturing
Automotive components
Recreational vehicles
Farm/construction machinery
Implements
Office furniture
Food equipment

Product Type

Side-by-side dual independent stations
Load/unload direct to weld envelope
Single- or dual-robot configuration

Processes

MIG (GMAW): Auto-Continuum™ 500
MIG (GMAW): TAWERS 350/450/Active Wire
TIG (GTAW): TAWERS WG3 300A DC

Machine Dimensions

Height: 90 in. (2,286 mm)
Width: 203 in. (5,156 mm)
Depth: 220 in. (5,588 mm)

Payload Capacity

2,200 lb. (1,000 kg) per station

Input Power

Standard: 480 V
Optional: 208 V, 230 V, 240 V, 575 V

PerformArc PA2200SS is a larger version of PA1100SS, and provides two side-by-side workstations that load and unload directly in robot envelope without a shuttle or indexing function. Two independent workstations provide added flexibility for tooling changeover without interrupting robot welding.




PerformArc PA2200SS

Auto-Continuum 500



Easy integration of various weld processes and capabilities



Welding throughput versus manual welding


Miller recommends



Visit HobartBrothers.com for your filler metal solutions.



Major components except torches, consumables, and power supplies. Refer to specific component warranty for more information.



Evolve Your Welding™



Miller Welding Automation

An ITW Welding Company
281 E. Lies Rd.
Carol Stream, IL 60188 USA

Equipment Sales

Phone: 630-653-6819
Email: MWASales@millerwelds.com

MillerWelds.com



PerformArc™ PA2200SS


PA2200SS is a side-by-side workstation with a 2,200-pound payload. Similar to PA1100SS, the workpiece loads directly in the robot work envelope without any indexing feature, allowing for independent operation between station A and station B. The robot can weld in one station for multiple cycles, while tooling changeover can occur in the opposite station. Downtime is reduced because tooling changeovers no longer interrupt welding. Each workstation is outfitted with head and tail stock positioning in an open format, enabling overhead crane loading and unloading. All this flexibility, along with elimination of downtime due to tooling changeovers, provides our friendliest solution for high-mix operating schedules.

Operator protection is accomplished with light curtains preventing the operator from entering an active workstation. Personal protective equipment is recommended as a safeguard for arc flash.

Ships requiring additional assembly during installation. Position three base modules with forklift, secure to floor and connect utilities, and assemble four wing extensions.

Easy to relocate. Disconnect utilities and floor anchors, remove wing extensions, relocate module with a forklift, install wing extensions, secure to floor and connect the utilities.

Full complement of capabilities. GMAW, GTAW, OptiDrive™ push-pull torch, active wire pull torch, and advanced arc modes (Accu-Pulse®, Versa-Pulse™, SP MAG, RMD®) to grow with your needs.


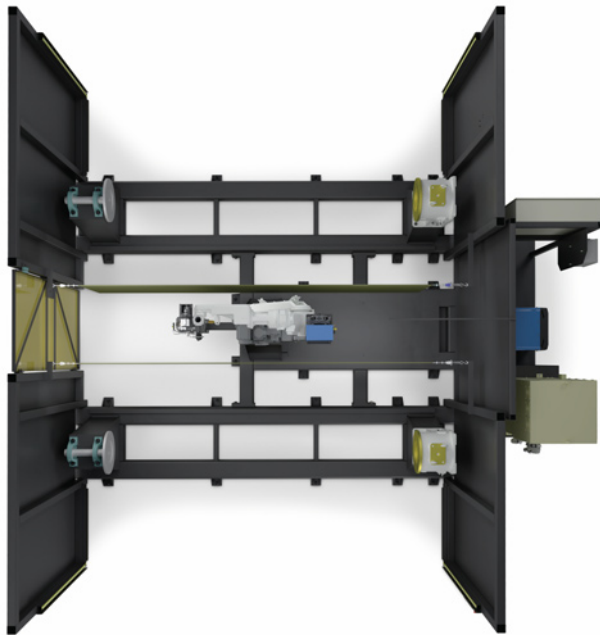


PerformArc™ PA2200SS Machine Specifications

| Input Power | Standard Arc Welding Configuration | Optional Configurations Available |
|--|--|---|
| Standard: 3-phase, 480 V, 30 A Optional: 208 V, 230 V, 240 V, 575 V | Arc welder: Miller Auto-Continuum™ 500 Wire drive: Miller Auto-Continuum™ Robot: TM2000 Welding torch: Tregaskiss® air cooled | Active wire GMAW: Panasonic TAWERS and torch Pull torch solutions: Miller OptiDrive™ and Dinse torch GTAW: TAWERS WG3 300A DC High deposition: Hercules™ |

| Approximate Dimensions | | Approximate Shipping Weight | Payload Capacity |
|---|--|---|-------------------------------------|
| Height: 90 in. (2,286 mm) Width: 203 in. (5,156 mm) Depth: 220 in. (5,588 mm) | Rotation height (from floor): 41.5 in. (1,054 mm) Robot distance (from CL rotation): 50 in. (1,270 mm) Headstock-tailstock span: 120 in. (3,048 mm) Light curtain opening: 154 in. (3,911 mm) Rotation diameter: 70 in. (1,778 mm) | Main base: 3,000 lb. (1,361 kg) Two outboard bases: 3,000 lb. (1,361 kg) each Wing pallet: 600 lb. (273 kg) | 2,200 lb. (1,000 kg) per station |

Note: Refer to sales drawings for more specific specifications.



Resources When You Need It

Pre-Sales Application Support

Contact Miller Welding Automation prior to sale to discuss possibilities to support and prove out your unique welding challenges. Our lab can complete trials and make recommendations that will help reduce risk in your purchasing decision. We'll review your access requirements and hook-up needs — air, gas or electric — prior to installation. Our goal is to have your PerformArc™ welding cell up and running the day it arrives your facility.

Training

We offer virtual training as well as in-person training at our different facilities to fit your needs. Training programs are offered for PerformArc operation and for our offline programming software — Desk Top Programming and Simulation (DTPS). Contact your Miller Welding Automation representative for more information.

Post-Sale Service and Preventative Maintenance

Contact Miller Welding Automation for service and preventative maintenance recommendations and programs, as well as troubleshooting of any operation issues.

Job Plate

| Miller Welding Automation | |
|--|------------------------------|
| 281 East Lies Road Carol Stream, IL 60188 USA Phone: 630-653-6819 www.MillerWelds.com / MWAService@twwelds.com Assembled in USA | |
| Model Type | PAXXXXXX |
| Serial Number | JXXX |
| Primary Input Voltage | 480V XYZ |
| Number of Phases | 3 |
| Frequency | XYZ Hertz |
| Rated Current | XYZ Amps |
| Maximum Interrupt Current | XYZ,000 Amps |
| Electrical Drawing Index | PAXYZS-SXXX ELEC 0X-2X-X.dwg |
| Date of Manufacture | October 2055 |
| Mechanical Revision | J40XX |
| System Weld Torch Specification | |
| Manufacture - Tregaskiss For Parts Information Contact Miller Welding Automation | |
| CAX Torch, X ft., Pana, Brake | RAX12ABAXYZ |
| Mounting Arm | XX-306-X59-X |
| Insulation Disc, TM | 5XDX-9ZZ |
| Control Cable, Panasonic | ZZ-7X5-0X |
| Contact Tips, .XXX, Acculock | B-Y010CH |
| Contact Tips, .YYY, Acculock | C-Z010CH |
| Nozzle Reamer/ Wire Cutter | ZZ9A45XXXXWL |

Need help or have questions about your PerformArc system? Our 24/7 service line can assist you when you need it most. Our service team can help you with operation questions, or to arrange preventative maintenance. The job plate on the back of your system will provide you with quick access to important information about your system like part numbers for your consumables.

Contact Us

Miller Welding Automation is your single point of contact for configuring and ordering your PerformArc system.

Continued technical support can be counted on from Miller Welding Automation in Carol Stream, Illinois. Please call our hotline number: (630) 653-6819.

Spare parts and wear items are provided in your initial purchase of PerformArc. Spare parts can be ordered from Miller Welding Automation.

Distributed by:

