

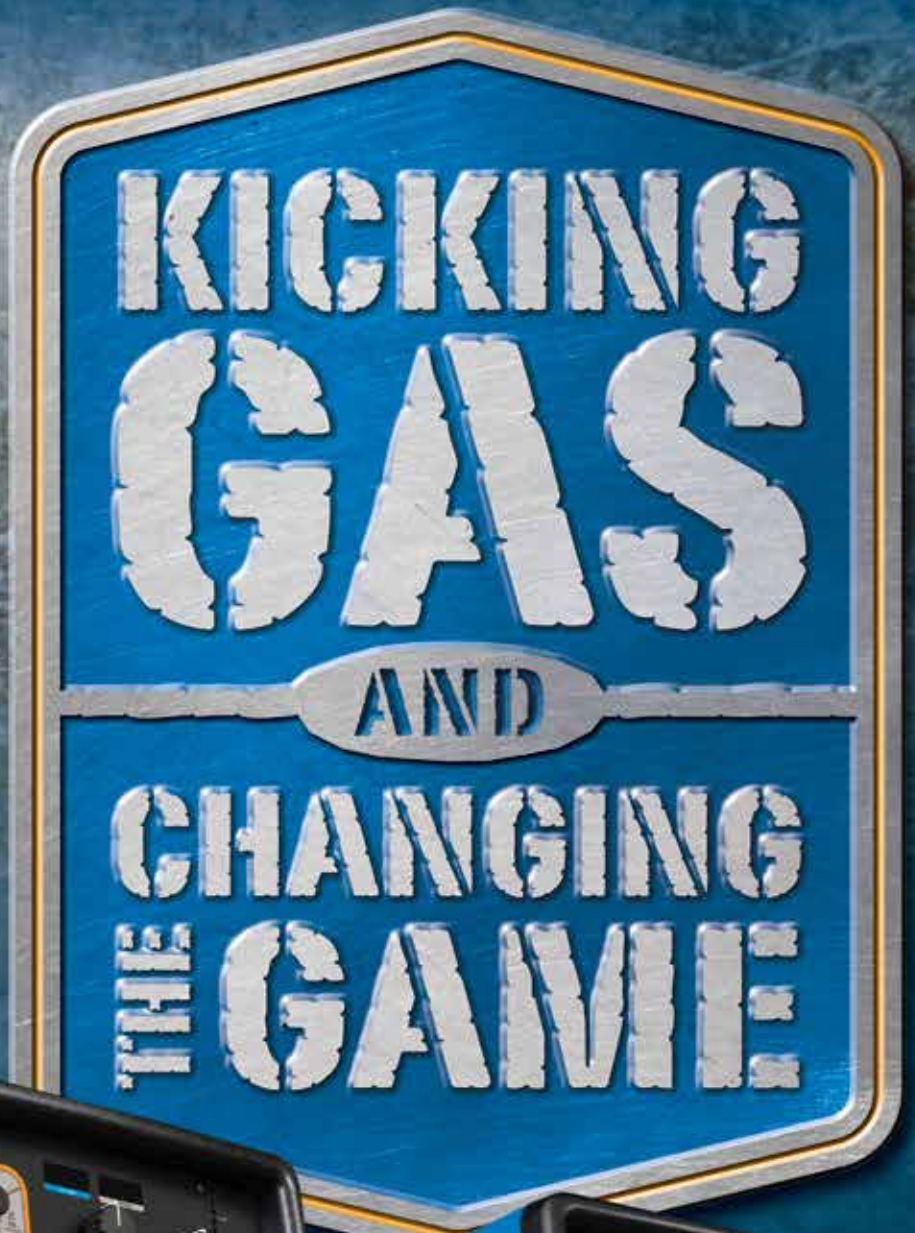


# INDUSTRY- CHANGING TECHNOLOGY

Exceptional fuel-efficiency,  
significantly quieter operation  
and a smaller footprint

Trailblazer® 325  
Trailblazer® 275  
Bobcat™ 250  
Bobcat™ 225

[MillerWelds.com/kickgas](http://MillerWelds.com/kickgas)



# Industry-Leading Welder/Generators

# Game-Changing Performance

If your jobsite demands a no-excuses power source that works as hard and productively as you do, look no further. From the virtually indestructible armored exterior to exclusively patented design details, the **Trailblazer**® and **Bobcat**™ series deliver superior arc performance for all weld processes and the most powerful, usable generator power in its class. Each machine delivers reliable, industry-leading performance day after day, year after year. **That's the Miller difference.**

## Designed for reliability

The new Trailblazer and Bobcat welder/generators are the most rugged, durable, long-lasting welder/generators available. We manufacture each Trailblazer and Bobcat to meet and exceed requirements for the extreme, real-world working conditions you encounter every day — ensuring you'll stop working long before it will. Each machine features:

- Copper windings and iron generator components make for a quality-built machine
- Lugged — not soldered — heavy internal leads for better field durability
- Superior cooling technology for maximum performance and engine life
- Super-tough armor to protect the welder/generator from accidental impact
- Protective armor doors to cover the weld studs and receptacles
- Lift hook integrated into the center frame, which bolts to the machine's base for greater durability



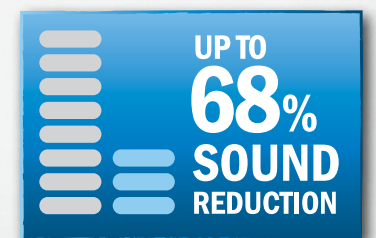
Our new **Trailblazer** and **Bobcat** welder/generators are changing the game with engineered exclusives that deliver exceptional on-the-job performance. With a Miller machine, you'll work more productively, efficiently, cost-effectively and comfortably than ever before, resulting in:



Fewer refueling trips



Significant cost savings



Safer, more productive jobsite



Easier mobility and uses less truck space and payload

# The New Trailblazer®

Designed for the professional welder, our **Trailblazer** welder/generators deliver unbeatable arc performance in all weld processes, providing the smoothest, most stable arc in the industry. The independent welder and generator power system means no interaction between jobsite tools and the welding arc.

When you add optional engineered exclusives like Excel™ power and Electronic Fuel Injection (EFI), your new Trailblazer becomes more fuel-efficient, cost-effective and quieter than ever before.

**Check out the new technologies that are changing the game on jobsites across the country.**



## Exclusive, game-changing technology

The new Trailblazer includes innovative technologies designed with the professional welder in mind. These Miller exclusives deliver superior runtimes, increased fuel-efficiency, and improved welder and generator performance.

### Base Model

All Trailblazers feature the following new exclusive technologies:

#### Smart-Cor™ technology

Independent weld or generator power in an improved, more compact design. Benefits it provides:

- No interaction between jobsite tools and the welding arc
- Stronger, cleaner, more efficient generator power
- Reduced size and weight
- Improved arc performance

#### Auto-Speed™ technology

Automatically adjusts the engine speed to run at lower speeds depending on the total power needed. Benefits it provides:

- Exceptional fuel-efficiency
- Extended runtimes
- Quieter operation
- Reduced emissions

#### Innovative design

Engine is rotated to the front to create more efficient airflow. Benefits it provides:

- Quieter operation
- Reduced size and weight
- Easier maintenance

### Option

### Option

### Option

Add the Excel power, Electronic Fuel Injection (EFI) and Battery Charge/Jump Start options to maximize your Trailblazer's performance:

#### Improve generator performance with Excel power

Excel power provides 120V, 60Hz of pure sine wave generator power at idle speed and while welding. When connected to the Excel power receptacle, you get up to 2400 watts of the cleanest generator power available. Plus, you can run most jobsite tools — like grinders, chop saws, drills and lights — at idle speed, which provides:

- Exceptional fuel-efficiency
- Extended runtimes
- Quieter operation
- Longer engine life

#### Maximize performance with EFI

EFI optimizes the air/fuel ratio for all engine speeds and loads. Choose EFI for:

- Up to 27% better fuel-efficiency
- Extended runtimes up to 27%
- Fast, easy starts in all climates
- Reliable operation, even with infrequent use
- Fewer emissions — 27% less CO and 33% lower HC+NOx levels

#### Reduce downtime with Battery Charge/Jump Start capability

Battery Charge/Jump Start is designed and recommended for mechanics or anyone else responsible for a fleet of trucks or equipment. By using your Trailblazer to charge dead batteries or jump a stubborn engine, you'll keep your crew working and the fleet up and running.

# Exceptional Fuel Efficiency

The more efficiently your equipment runs, the less money you spend on fuel and the longer you can run without stopping to fill up.

## New technologies at work

You'll save time and money and reduce emissions with a new Trailblazer®. Add the Excel™ power and EFI options to maximize fuel savings and runtimes.

### Auto-Speed™ technology *Standard on all models*

Traditional high-speed welder/generators always run at maximum speed (3600 RPM) while you're welding — regardless of whether you need that much power. And when you're running harder than you need to be, your fuel efficiency drops dramatically.

Auto-Speed technology automatically adjusts the engine speed to match your actual weld load requirements. Need more power? The engine will automatically ramp up. Change processes to something requiring less power, and the Trailblazer will automatically slow the engine down. For example, under low loads — such as welding with a 1/8" stick electrode — the engine will run at idle speed (2400 RPM). By automatically varying the engine speed, you can significantly reduce fuel consumption — and cost.

### Excel power *Recommended option*

Traditional welder/generators run at 3600 RPM when generator loads are applied. But when you add Excel power to your Trailblazer, you can plug in most jobsite tools and the machine will continue at idle speed (2400 RPM) — allowing you to do the same job while burning less fuel. When combined with Auto-Speed technology, Excel power allows you to weld and run tools at idle speed.

### Electronic Fuel Injection (EFI) *Recommended option*

Electronic Fuel Injection significantly enhances fuel savings and extends runtimes by optimizing the air/fuel ratio for all engine speeds and loads. When you add EFI to your Trailblazer, your machine will run at peak fuel-efficiency, regardless of how you're using it.



Fewer refueling trips

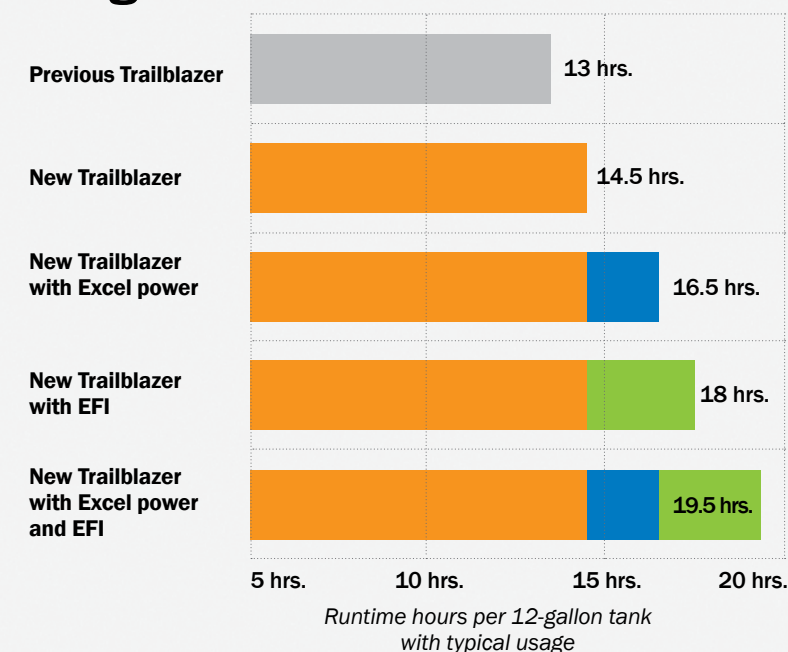


Significant cost savings

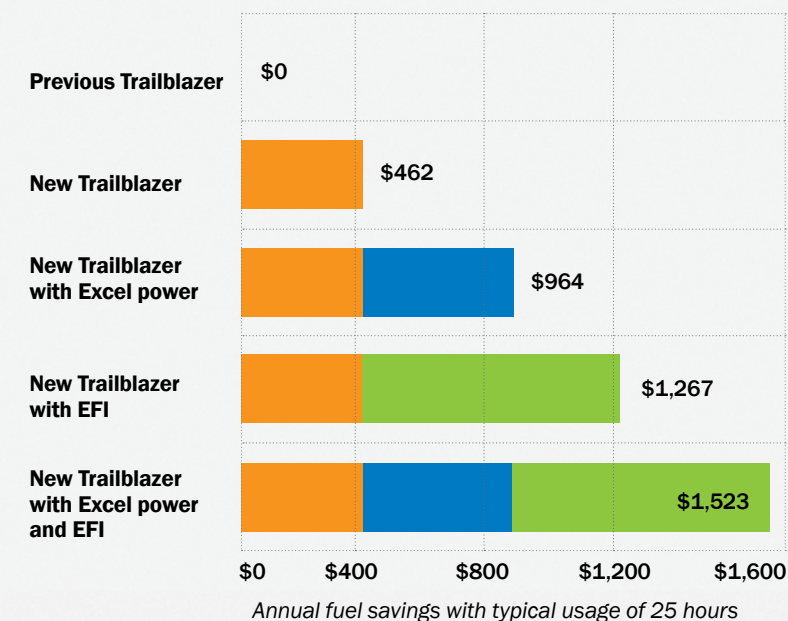
## Step up to superior savings.

All new Trailblazers include innovative Auto-Speed technology, which enhances fuel-efficiency by regulating engine speed. By adding optional Excel power and EFI, you'll experience even more dramatic fuel savings and extended runtimes.

### Longest Runtimes\*



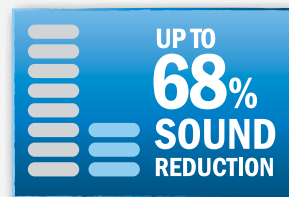
### Annual Fuel Savings\*



\* Estimated based on typical usage — 150 amps welding 40% of the time; 20 amps generator power 30% of the

## Quieter and Better Sound

A quieter jobsite is a safer, more efficient and more comfortable place to work. That's why Miller engineers built the **Trailblazer**® to run up to 68% more quietly than previous models. That means your crew can communicate more easily, start jobs earlier, end later, and complete more work around hospitals, businesses and residential areas.



Safer, more productive jobsite

### New technologies at work

#### Auto-Speed™ technology *Standard on all models*

Auto-Speed automatically adjusts the engine speed to match your current load requirement. Oftentimes, this means your Trailblazer is running at idle speed (2400 RPM). With this new feature, your Trailblazer never runs harder — or louder — than it needs to.

#### Improved packaging design

*Standard on all models*

Reversed generator airflow is an exclusive engine and generator packaging design to help your equipment operate cooler and more efficiently. The engine is rotated toward the front to create more efficient airflow — reducing the size and sound output of each machine.


#### Excel™ power *Recommended option*

Excel power allows you to use power tools, lights and other tools at idle speeds (2400 RPM) rather than 3600 RPM — making for a significantly quieter jobsite.



### Significantly less noise

The new Trailblazer runs as low as 65 decibels — that's almost 11 fewer than previous models.\* On a typical jobsite, it would take 12 new Trailblazers running simultaneously to equal the sound output of only one of the older model.



\* Sound cannot be measured using a linear scale; therefore, the decibel (dB) unit is used. It is a logarithmic unit used to describe a ratio of power, sound pressure, voltage or intensity that gauges the sound output.

## Improved Design

### Smaller and lighter design

The demands of the job require you to put a lot of tools into the back of your truck or work trailer. The new Trailblazer welder/generators feature Smart-Cor™ technology and a new internal design — allowing them to take up less space on trucks and trailers — leaving more room for other equipment and tools. Plus, they're easier to move safely around jobsites — even with weld cables and running gear attached.




Easier mobility and uses less truck space and payload

### Easier maintenance

With its intuitive design, the daily maintenance of the new Trailblazer welder/generator is faster and easier. With front panel maintenance displays, you know when your equipment needs to be serviced. And servicing is simple because of:

- Oil checks that can be performed from the top by the front panel
- SunVision™ technology that provides easy-to-read digital meters in direct sunlight or shade
- Tool-less panels that allow for quick access
- Single-side fuel fill and oil drain/filter



# Cleaner and Stronger Generator Power

Combined with a 25-horsepower engine, the new Trailblazer® offers the strongest power with 12,000 watts of the cleanest, truly usable generator power that is Accu-Rated™, not inflated.


## New technologies at work

### Smart-Cor™ technology *Standard on all models*

Smart-Cor technology in our new Trailblazer welder/generators includes a newly designed 10-degree skewed rotor and Wave Filter™ technology for a new level of clean generator power. The independent welder and generator power system means no interaction between jobsite tools and the welding arc.

### Excel™ power *Recommended option*

Excel power provides 120V, 60Hz of pure sine wave generator power at idle speed and while welding. When connected to the Excel power receptacle, you get up to 2400 watts of the cleanest generator power available. Plus, you can run most jobsite tools — like grinders, chop saws, drills and lights — at idle speed, which provides exceptional fuel-efficiency, extended runtimes, quieter operation and longer engine life.



## Tech Talk

### Wave Filter technology and 10-degree skewed rotor *Available on all models*

The electronics found in some jobsite tools, plastic fusion welders, bore welders and appliances — such as furnaces and air conditioners — are sensitive to “dirty” generator power, which is measured in terms of harmonic frequencies and crest factor.

The 10-degree skewed rotor creates cleaner generator power by eliminating slot harmonics. Slot harmonics make up a portion of the total harmonic frequencies in a generator, and by eliminating them, generator power is smoother power, not spiked power.

The Wave Filter technology has taken total harmonic frequencies to a new low, and has a nearly perfect crest factor — which means that Trailblazer welder/generators will deliver cleaner power

# Unbeatable Arc Performance

## Improved arc performance

We’ve engineered the new Trailblazer to provide high-quality welds across a variety of applications — knowing quality welds begin with a quality arc. That’s why we’ve significantly improved the performance for all welding processes and made it easy to fine-tune the arc to match your personal preferences and welding style.

### Stick (three modes)

- Tailored process settings for EXX18, EXX10 and Arc Gouge electrodes reduce setup time.
- Higher outputs (up to 325 amps) enable large diameter electrodes, increasing deposition rates.
- Infinite arc control minimizes spatter and stickiness, provides better fine-tuning of the arc when welding out of position and individualizes arc performance based on job requirements or individual preferences.

### Wire (two modes)

- Tailored process settings optimize arc performance for solid and flux-cored wires.
- Higher outputs (up to 325 amps) enable large diameter electrodes, increasing deposition rates.
- Infinite arc control (solid wire) provides less spatter, better bead profiles, easy arc starting and greater adaptation to various metals; and individualizes arc performance for those who prefer a wetter puddle and better forgiveness to wire stick-out changes.

### TIG (three modes)

- Auto-Stop™ allows full control on pipe welds with short or long arc lengths and is ideal for “walking the cup.”
- Auto-Crater™ (most DC TIG applications). Ramps down current at the end of the weld to “crater-out” without use of a remote control.
- Pulse mode provides longer tungsten life and improved performance with stainless steel. It also makes thinner metals easier to weld and reduces warping and distortion.



# The New Bobcat™

The **Bobcat** welder/generators have been the top-selling in their class for their reliable performance, durability and ability to get most any job done. The new Bobcat features some significant upgrades while maintaining everything that has made this exceptional value the top-seller in its class. The new Bobcat is:

- Quieter to operate
- Smaller and lighter
- More fuel-efficient with EFI
- Easier to maintain



## Quieter and better sound

Significant improvements in sound level and quality offer better jobsite communication, which provides a safer, more efficient working environment for you and your crew. Now you can start your job earlier in the day and end it later, as well as work around hospitals, businesses, and residential areas. New Bobcat welder/generators have rotated the engine toward the front to create more efficient airflow, resulting in significantly quieter operation.



**Safer, more productive jobsite**

## Smaller and lighter design

New Bobcat welder/generators take up less space on trucks and trailers — leaving more room on your truck for other equipment and tools. Plus, they're easier to move safely around jobsites — even with weld cables and running gear attached.



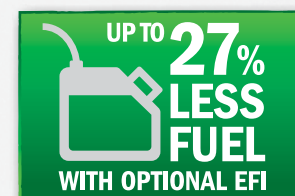
**Easier mobility and uses less truck space and payload**

## Electronic Fuel Injection (EFI)

*Recommended option*

Available on the Bobcat 250, EFI gas engines optimize the air/fuel ratio for all engine speeds and engine loads, resulting in lower operational costs, fewer emissions, longer runtimes and better performance when compared to carbureted models. The payback from fuel savings alone is a matter of months. EFI will give you:

- Up to 27% better fuel economy — save up to \$1,000 per year in fuel and extend runtimes up to 27%
- Fast, easy starts in all climates — no choke required
- Reliable operation — even with infrequent use; less prone to fuel deterioration
- 12,000 watts of generator power
- Reduced emissions — 27% less CO, 33% less HC+NOx levels

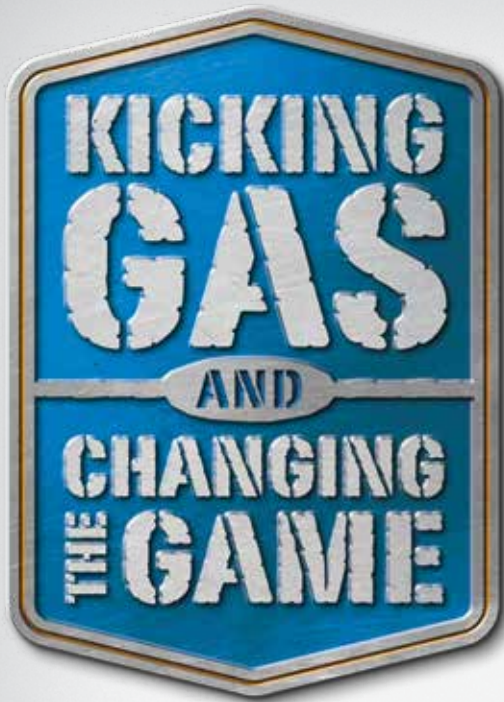


**Significant cost savings**

## Easier maintenance

Easy-to-read front panel maintenance displays show when your equipment needs to be serviced. With the intuitive design, the daily maintenance is faster and easier:

- Oil checks from the top by the front panel
- Tool-less panels that allow for quick access
- Single-side fuel fill and oil drain/filter



# Choose the Right Gas Engine Drive

## Bobcat™



### The most popular welder/generator:

- Cost-effective price point
- Good for Stick and Flux-Cored welding
- Standalone generator power
- Rugged and powerful performance

## Trailblazer®



### The best-performing in the industry:

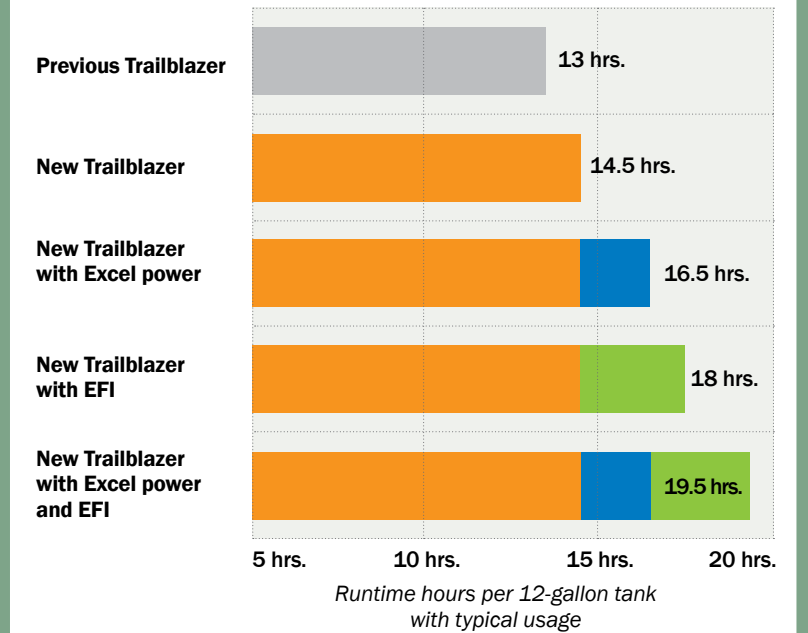
- Professional welder's choice
- Independent weld and generator power
- Exceptional fuel-efficiency and quiet operation
- Unbeatable arc performance

Sound Levels (at 23 ft.)	Bobcat 225	UPGRADE	Bobcat 250	UPGRADE	Trailblazer 275	UPGRADE	Trailblazer 325
At Maximum Load/At 150 Amps	73.5 dB/72 dB	➔	72.5 dB/72 dB	➔	73.5 dB/65 dB	➔	74 dB/65 dB
Compared to Previous Model	up to 25% less noise	➔	up to 33% less noise	➔	up to 68% less noise	➔	up to 68% less noise
Sound Quality	Good	➔	Very Good	➔	Excellent	➔	Excellent
<b>Fuel System</b>							
Typical Runtime per 12 Gal. Tank	13 hrs.	➔	13 hrs./15.5 hrs. with EFI	➔	Up to 19.5 hrs. (See chart)	➔	Up to 19.5 hrs. (See chart)
Efficiency	Good	➔	Good/Very Good with EFI	➔	Excellent	➔	Excellent
Type	Gasoline	➔	Gasoline or LP	➔	Gasoline or LP	➔	Gasoline
Delivery	Carburetor	➔	Carburetor or  available	➔	Carburetor	➔	Carburetor or  available
<b>Generator</b>							
Watts	11,000	➔	11,000/12,000 with EFI	➔	11,000/12,000 with LP	➔	12,000
Clean Power Quality	Very Good/Excellent	➔	Very Good/Excellent	➔	Excellent	➔	Excellent
Power While Welding	Fair/Good With voltage control set near maximum	➔	Good Easier to fine-tune with arc voltage control near maximum	➔	Smart-Cor™ delivers excellent independent weld and generator power while having no interaction between tools and welding arc	➔	Smart-Cor™ delivers excellent independent weld and generator power while having no interaction between tools and welding arc
Excel™ Power (120V, 60Hz at all Engine Speeds)	N/A	➔	N/A	➔	available	➔	available
<b>Weld Performance</b>							
Stick	Good/Very Good	➔	Very Good	➔	Excellent	➔	Excellent
Wire (Solid/FCAW), Steel	Fair .035"	➔	Good .035" - 1/16"	➔	Excellent .023" - 1/16"	➔	Excellent .023" - 5/64"
Wire, Aluminum w/Spool Gun	Fair/Good (Add WC 115 and Contactor)	➔	Very Good (Add WC 115 and Contactor)	➔	Excellent (Add WC 24)	➔	Excellent (Add WC 24)
DC TIG (Steel)	Good	➔	Very Good	➔	Excellent	➔	Excellent
Pulsed DC TIG (Thin Metal, Out of Position)	N/A	➔	N/A	➔	Yes	➔	Yes
AC Weld	70 - 150 amps (TIG: Add HF251D-1 and Contactor Kit)	➔	40 - 250 amps (TIG: Add HF251D-1 and Contactor Kit)	➔	Add Dynasty	➔	Add Dynasty
Carbon Arc Gouging	N/A	➔	Good/Very Good Carbons: Rated 3/16"	➔	Very Good Carbons: Rated 3/16"	➔	Very Good Carbons: Rated 3/16" capable 1/4"
<b>Dimensions</b>							
Size (W x H x L)	20" x 28" x 40.5"	➔	20" x 28" x 40.5"	➔	20" x 28" x 40.5"	➔	20" x 28" x 40.5"
Weight	485 lb.	➔	501 lb.	➔	459 lb.	➔	460 lb.
<b>Key Features</b>							
Digital Meters with SunVision™	N/A	➔	N/A	➔	Yes	➔	Yes
Maintenance Displays	Hours/Oil Change	➔	Hours/Oil Change/Fuel	➔	Hours/Oil Change/Fuel/RPMs	➔	Hours/Oil Change/Fuel/RPMs
Battery Charge/Jump Start	N/A	➔	N/A	➔	N/A	➔	12/24-Volt available
14-pin Receptacle	N/A	➔	N/A	➔	Yes	➔	Yes

With our new Trailblazer engine-driven welder/generators, as well as improvements to our best-selling Bobcat, you'll score exceptional fuel efficiency, significantly quieter operation and a smaller footprint.

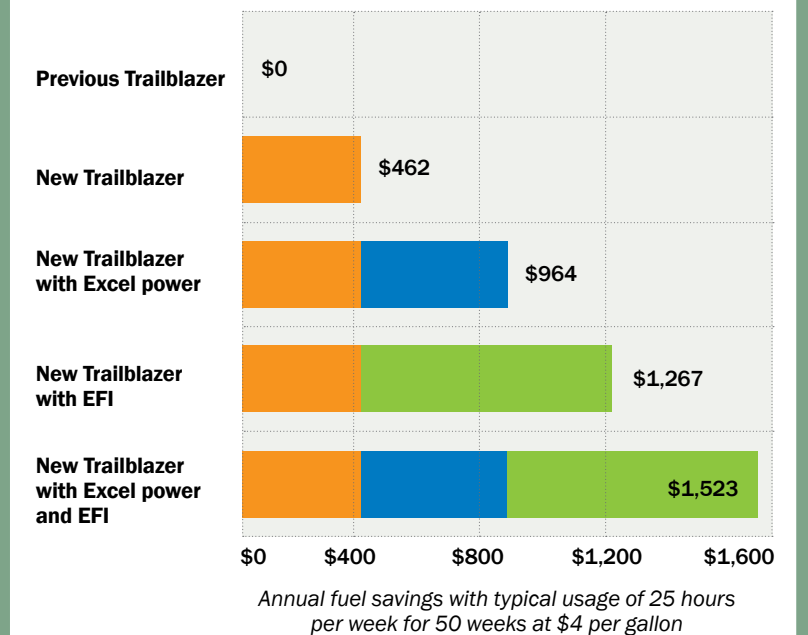


## Longest Runtimes\*



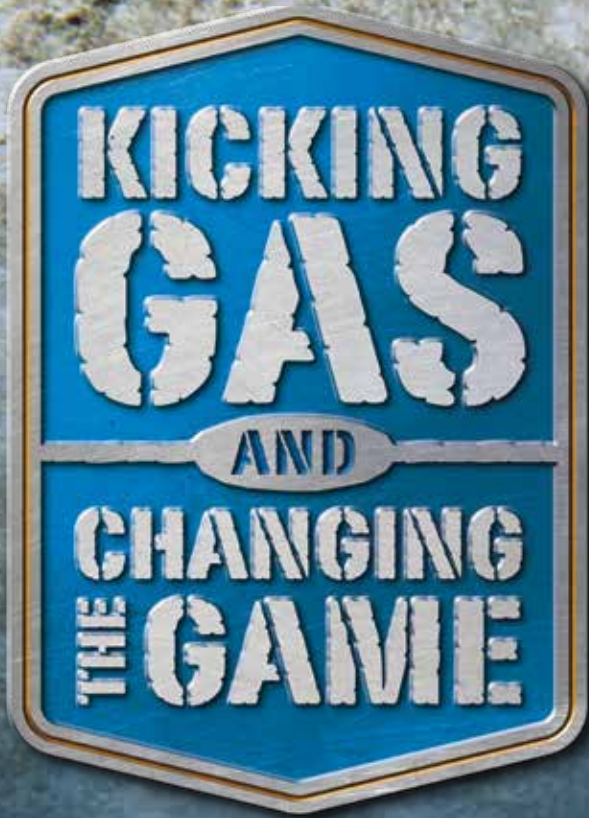
\* Estimated based on typical usage — 150 amps welding 40% of the time; 20 amps generator power 30% of the time; and idling without load 30% of the time.

## Annual Fuel Savings\*



\* Estimated based on typical usage — 150 amps welding 40% of the time; 20 amps generator power 30% of the time; and idling without load 30% of the time.






# INDUSTRY- CHANGING TECHNOLOGY

With greater fuel-efficiency, less noise and a smaller footprint, the new generation of Trailblazer® and Bobcat™ welder/generators is changing the industry.

**Ask for a demo  
or see them in action at  
[MillerWelds.com/kickgas](http://MillerWelds.com/kickgas)**

Scan for video



Get the free mobile app at  
<http://gettag.mobi>

