


FIELD INSTRUCTIONS

2016-12

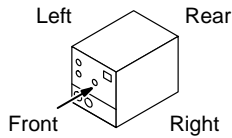
FORM: F269272C

Use above FORM number when ordering extra manuals.

Instructions To Download TIG Software Updates

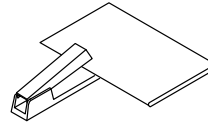


Have only trained and qualified persons install, operate, or service this unit. Call your distributor or the equipment manufacturer if you do not understand the directions. For WELDING SAFETY and EMF information, read Owner's Manual.



All directions are given as facing front panel.

Keep hardware for reuse.




*Staple these instructions
inside Owner's Manual.*

1. Reasons For Download Of Software Updates

- To get the latest feature and software improvements with future software updates.
- For all circuit board replacements, a software update is required to ensure proper unit operation.
- A software update is required to ensure proper software expansion operation of all purchased feature expansions.

2. Download Requirements



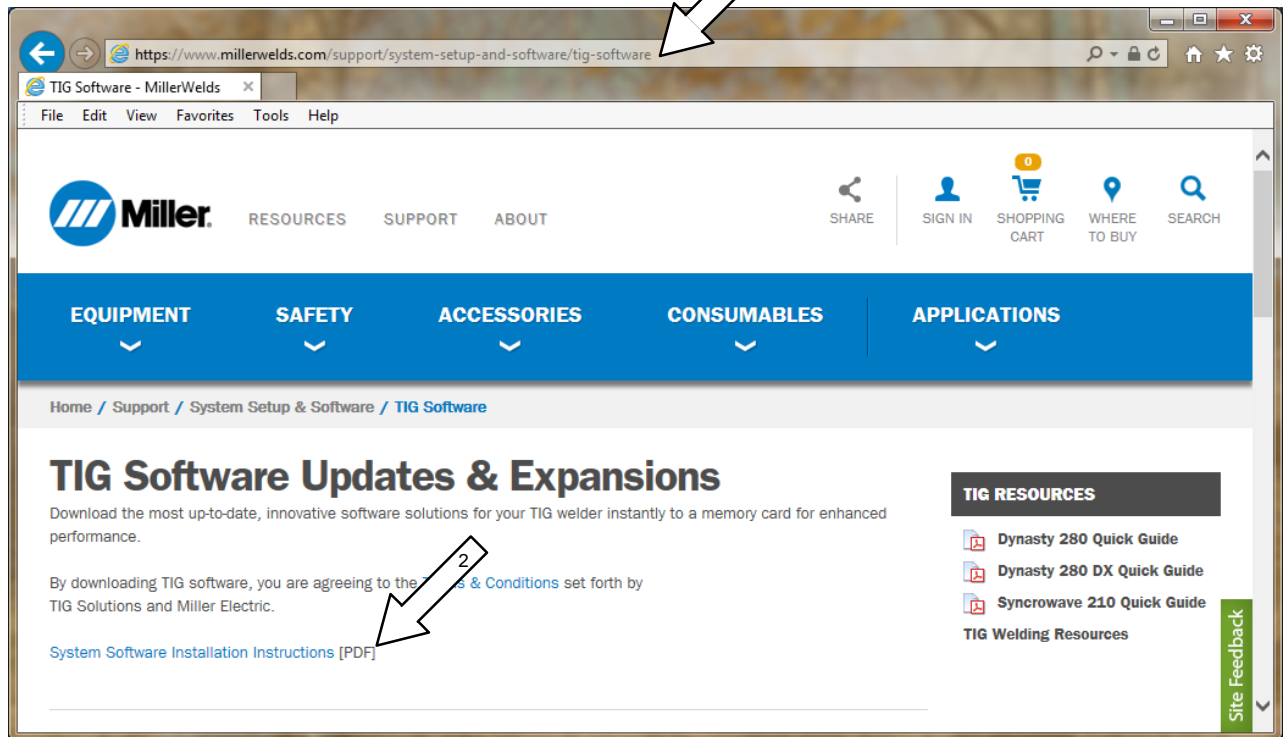
 A computer with an SD memory card port, or SD memory card reader is required to download software updates.

The SD logo is a registered trademark of SD-3C LLC.

Notes

3. How To Download Software Updates

1. On your web browser, go to <https://www.millerwelds.com/support/system-setup-and-software/tig-software>.
2. Select System Installation Instructions (PDF) and follow the instructions.



Notes