

SECTION 1 – BATTERY SAFETY PRECAUTIONS - READ BEFORE USING

Small Batt _2018-01

 Protect yourself and others from injury — read, follow, and save these important safety precautions and operating instructions.

1-1. Symbol Usage



DANGER! – Indicates a hazardous situation which, if not avoided, will result in death or serious injury. The possible hazards are shown in the adjoining symbols or explained in the text.




Indicates a hazardous situation which, if not avoided, could result in death or serious injury. The possible hazards are shown in the adjoining symbols or explained in the text.

NOTICE – Indicates statements not related to personal injury.

1-2. Hazards



Only qualified persons should install, operate, maintain, and repair this equipment. A qualified person is defined as one who, by possession of a recognized degree, certificate, or professional standing, or who by extensive knowledge, training and experience, has successfully demonstrated ability to solve or resolve problems relating to the subject matter, the work, or the project and has received safety training to recognize and avoid the hazards involved.



FIRE OR BATTERY EXPLOSION hazard.

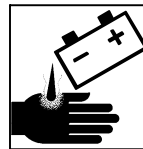
- During operation keep everyone, especially children, away.
- Do not install or place charger on, over, or near combustible surfaces.
- Do not charge battery near flammables.
- Examine the battery before first use. Return battery to the manufacturer if battery is damaged, dirty, or emits an unusual odor.
- Use battery only with equipment with which it was supplied. Replace battery only with battery specified in Owner's Manual. Use of another battery can present a risk of fire or explosion.
- Keep battery dry.
- Do not use or store the battery in extremely hot or humid conditions. See the Owner's Manual for specific operating and storage information.
- Keep battery away from fire, out of direct sunlight, and away from other sources of heat.
- Do not use or charge the battery if it has been dropped or damaged.
- Do not open, puncture, repair, disassemble, or modify the battery.
- Charge battery only with supplied charger in an open, well-ventilated location out of direct sunlight and according to supplied instructions.

 Indicates special instructions.



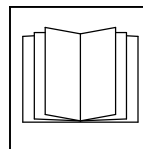
This group of symbols means Warning! Watch Out! ELECTRIC SHOCK, MOVING PARTS, and HOT PARTS hazards. Consult symbols and related instructions below for necessary actions to avoid the hazards.

- Do not overcharge a battery or charge battery longer than specified (if charger is not equipped with automatic shutoff). See the Owner's Manual for specific information on battery charging.
- Do not charge battery by connecting directly to AC receptacle. Do not connect battery charger to automobile auxiliary power receptacle.
- Do not connect (short circuit) battery terminals to each other. Do not allow tools, conductive materials, or other objects to touch both battery terminals at the same time.
- Do not weld on battery or fasten any objects to battery.
- Do not heat battery in a microwave oven or any other heating device.
- Keep battery away from sources of high voltage.
- Do not expose battery to static electricity.
- Do not use or mix battery with damaged or worn out batteries, or other types of batteries.



BATTERY ACID can BURN SKIN and EYES.

- Replace damaged battery.
- Do not touch materials from inside a damaged battery.
- Flush eyes and skin immediately with water.



READ INSTRUCTIONS.

- Read and follow all labels and the Owner's Manual carefully before using the battery or battery charger. Read the safety information at the beginning of the manual and in each section.
- Dispose of battery according to local, state, and federal requirements. Do not dispose of battery in fire or water.
- Contact the equipment manufacturer if you have any questions about the battery.

1-3. Proposition 65 Warnings



WARNING: Cancer and Reproductive Harm – www.P65Warnings.ca.gov

1-4. Principal Safety Standards

Safety in Welding, Cutting, and Allied Processes, ANSI Standard Z49.1, is available as a free download from the American Welding Society at <http://www.aws.org> or purchased from Global Engineering Documents (phone: 1-877-413-5184, website: www.global.ihs.com).

Safe Practice For Occupational And Educational Eye And Face Protection, ANSI Standard Z87.1, from American National Standards Institute, 25 West 43rd Street, New York, NY 10036 (phone: 212-642-4900, website: www.ansi.org).