












Induction Cable Repairs

Issued May 2020

Prices subject to change without notice

Power Source	Cable Type	Purpose	Color	Replacing	Note	Image	Repair Part Number	Repair Cost	
PROHEAT	Liquid Cooled	Heating Cable	Blue	1-Socket	Per end		REWORK-LIQ-HEAT	\$350	
		Extension Cable	Black	Power Source End			REWORK-LIQ-OUTP	\$460	
			Black	2-pin	Replaces Y & both connectors to keep ends same length		REWOR-LIQ-OUT-Y	\$400	
	Rolling Inductor				Power Source End			RE-RI-OUTP	\$460
					Cable and power source end	Replaces cables, hoses, jacket and molded end.		REWORKHOSEHD30 REWORKHOSEHD60	\$2500 \$4500
					Inductor Coil Only			RE-RI-COILCORE	\$2,500
					Inductor Coil and Sheet Metal			RE-RI-FULLHEAD	\$3,500
	Air Cooled	Extension Cable	Orange	Power Source End			REWORK-AIR-OUTP	\$375	
			Orange	2-sockets	Replaces Y & both connectors to keep ends same length		REWOR-AIR-OUT-Y	\$390	
		Heating Blanket	Yellow	2-pins	Replaces both connectors. *Requires 8 inches of usable yellow lead to be exposed.		REWORKBLANKET	\$415	
PEOHEAT / ARCREACH HEATER	Heating Cable	Orange	1-pin	Per end		RE-AIR-EXTRUDED	\$285		

If a cable is damaged it must be cut off at the damaged area and a shorter cable will be made by installing one new end. For longer cables, it may be cut into two shorter cable lengths requiring two ends to be installed. Sections with severe burns or exposed reinforcing string will be cut off.

Please read the following requirements carefully to avoid additional charges. Costs will be incurred at \$100 per hour if any of the following is incomplete. (\$100 minimum charge)

- 1) Cables need to be in repairable condition. Unrepairable cables will be scrapped or shipped back at the customer expense.
 - a) Air cooled blankets with melted insulation on the interior litz cable are not to be repaired, they should be replaced.
- 2) Clearly mark the location of damage on the cable
- 3) Preheat insulation cover needs to be removed from liquid cooled cables.
- 4) Coolant must be removed from cables prior to shipping and coolant fittings must remain installed.
 - a) Serial number of cable(s) being repaired
 - b) Approximate length of cable(s) desired after repair
 - c) Identify the damage, location, and how it is marked on the cable.
 - d) End(s) required for the repair per the table above.
- 6) Customer information needs to be filled out completely.

Standard lead time for repair is 4 weeks plus shipping time and is dependent on part availability.

Induction Cable Repairs

Issued May 2020

Prices subject to change without notice

Customer Information:

Name of Company: _____

Return Shipping Address: _____

City, State & Zip: _____

Contact Person and Phone: _____

Customer PO #: _____

Special Instructions: _____

Email Address:
(Required for Billing): _____

Preferred Return Shipper:
(If applicable) _____

Customer Shipping Account:
(If applicable) _____

Note: Customer is responsible for shipping costs to and from repair shop

* Invoice will be sent to the customer provided email address. Please verify below your choice of payment method.

To pay via Credit Card, a payment request can be submitted via PayPal; An account is NOT needed for this action.

Customer can opt to pay as guest once the request has been sent.

*Customer is responsible for any processing fees charged by processor.

PayPal Check Wire Transfer

Ship Damaged Coils and Cables to:

Specialized Products, Ltd.

Attn: Cable Repair

200 Summer St.

Clintonville, WI 54929

Phone: (715) 823-3727