







WORK TRUCK SOLUTIONS

							
Model	EnPak® A30	EnPak® A60	HDI™ 265 Air Pak™ and 325 Air Pak™	Blue Star® 185 and Fusion 185	Bobcat™ 200 Air Pak™	Bobcat™ 230	Bobcat™ 265 and 265 Air Pak™
Air	30 cfm at 175 psi	58 cfm at 100 psi	265: 40 cfm at 100 psi 325: 58 cfm at 100 psi		30 cfm at 175 psi		265 Air Pak only: 30 cfm at 160 psi
Battery Charge/ Crank Assist (12/24 V)	●	●	●		●		265: Option 265 Air Pak: Standard
Load Management	Auto-Speed™	Auto-Speed™	●		Auto-Speed™		
Auto Start/Stop	●	●					
Remote Start/Stop	Crane remote integration	Crane remote integration	Crane remote integration				Select Kohler models
Hydraulic Output		Option					
Auxiliary Power (continuous)	1-Phase: 6,500 watts	1-Phase: 7,000 watts	1-Phase: 7,000 watts	1-Phase: 6,200 watts	1-Phase: 6,500 watts	1-Phase: 9,500 watts	1-Phase: 9,500 watts
Weld Output Range	30–210 amps	Option: 20–325 amps	265: 30–265 amps 325: 30–325 amps	Blue Star: 60–195 amps Fusion: 30–185 amps	30–210 amps	20–230 amps	30–265 amps
Auto-Set™ Technology			●				●
ArcReach®							265 only: Option
CabEn™ Compatible	●	●					
Truck Class	3 to 5	5 to 7	5 to 7	3 to 5	3 to 5	3 to 5	3 to 7
Controls	Digital meters, single-knob user interface	Digital user interface	Digital user interface	Single-knob user interface	Digital meters, single-knob user interface	Single-knob user interface	LCD user interface
Weight (not including remote panels)	Gas: 530 lb. Diesel: 624 lb.	731 lb.	465 lb.	Blue Star: 296 lb. Fusion: 242 lb.	Gas: 514 lb. Diesel: 618 lb.	376 lb.	265: 382 lb. 265 Air Pak: 570 lb.
Dimensions (H x W x D)	28 x 20 x 47 in.	27 x 21 x 46 in.	26.6 x 21 x 32.9 in.	24.75 x 20.63 x 31.25 in.	Gas: 24.25 x 20 x 44.61 in. Diesel: 28.88 x 20 x 47.25 in.	26.5 x 20.13 x 37.06 in.	265: 26.5 x 20.13 x 37.06 in. 265 AP: 27 x 20.46 x 51.88 in.
Gas/Diesel/ Hydraulically Driven	Gas or diesel	Diesel	Hydraulically driven	Gas	Gas or diesel	Gas	265: Gas or LP 265 Air Pak: Gas
Hydraulic Input Required Flow			265: 11 gpm at 3,000 psi 325: 16 gpm at 3,000 psi				

Model	 Trailblazer® 330 and 330 Air Pak™	 Big Blue® 400 Pro and 400 PipePro®	 Big Blue® 450 Duo CST™	 Big Blue® 500 Pro	 Big Blue® 600 Pro and 600 Air Pak™	 Big Blue® 800 Duo Pro and 800 Duo Air Pak™
Air	330 Air Pak only: 30 cfm at 160 psi				600 Air Pak only: 60 cfm at 100 psi	800 Duo Air Pak only: 60 cfm at 100 psi
Battery Charge/ Crank Assist (12/24 V)	330: Option 330 Air Pak: Standard					
Load Management	Auto-Speed™					
Auto Start/Stop		Pro: Option / PipePro: Standard Auto shutdown (WIC*)				
Remote Start/Stop	Option (WIC*)	Pro: Option / PipePro: Standard (WIC*)		Option (WIC*)	Option (WIC*)	Option (WIC*)
Auxiliary Power (continuous)	1-Phase: 10,500 watts	1-Phase: 10,000 watts	1-Phase: 8,900 watts	1-Phase: 12,000 watts 3-Phase: 20,000 watts	1-Phase: 12,000 watts 3-Phase: 20,000 watts	1-Phase: 12,000 watts 3-Phase: 20,000 watts
Weld Output Range	20–330 amps	20–400 amps	Dual operator: 5–225 amps Single operator: 10–450 amps	20–500 amps	20–600 amps	Dual operator: 20–400 amps Single operator: 20–800 amps
Auto-Set™ Technology	●					
ArcReach®	●	Pro: Option / PipePro: Standard		Option	Option	●
Truck Class	3 to 5	3 to 7	3 to 7	5 to 7	5 to 7	5 to 7
Controls	LCD user interface	Digital meters, single-knob user interface	Digital meters, single-knob user interface	Digital meters, single-knob user interface	Digital meters, single-knob user interface	Digital meters, single-knob user interface
Weight (not including remote panels)	330 Gas: 400 lb. 330 Diesel: 611 lb. 330 Air Pak: 587 lb.	Pro: 1,010 lb. PipePro: 1,038 lb.	1,064 lb.	1,750 lb.	Pro: 1,750 lb. Air Pak: 2,040 lb.	Duo Pro: 1,869 lb. Duo Air Pak: 2,095 lb.
Dimensions (H x W x D)	330 Gas: 26.5 x 20.13 x 37.06 in. 330 Diesel: 27.02 x 20.06 x 45.72 in. 330 Air Pak: 27 x 20.46 x 51.88 in.	32 x 26.25 x 56 in.	32 x 26.25 x 56 in.	46 x 28.5 x 69.5 in.	46 x 28.5 x 69.5 in.	46 x 28.5 x 69.5 in.
Fuel Type	330: Gas or diesel 330 Air Pak: Gas	Diesel	Diesel	Diesel	Diesel	Diesel

Disclaimer: Miller engine-driven welders, HDI™ Air Pak™, and EnPak® power systems are distributed through separate channels due to the different installation requirements. Miller engine-driven welders (Blue Star®, Bobcat™, Fusion, Trailblazer®, Big Blue®) are sold through GAWDA partners. Machines do not require integration into vehicle systems. EnPak and HDI Air Pak power systems are sold through the Upfitter channel, as specific vehicle system integration is required by authorized Upfitters. **Important:** Specifications are subject to change.

*WIC is wireless interface control. See individual literature sheets for more information.

MillerWelds.com     

#295857 © 2025 Miller Electric Mfg. LLC 3/25
ArcReach, Big Blue, Blue Star, EnPak, Miller, the Miller logo, PipePro and Trailblazer are registered trademarks of Illinois Tool Works Inc.
Air Pak, Auto-Set, Auto-Speed, Bobcat, CabEn, CST and HDI are trademarks of Illinois Tool Works Inc.

 **Miller**
The Power of Blue®