



THE LEGEND REDEFINED



NEXT-GENERATION TRAILBLAZER® 330 AIR PAK™

All the legendary performance that made the Trailblazer machine a legend. Powerful all-in-one tool with multiprocess weld quality, auxiliary power, air compressor and battery charge/crank assist.



DIGITAL INTERFACE

Easy access to advanced settings for more control and exceptional weld quality.



LIGHTER AND SMALLER

More than 180 pounds lighter and 13% smaller than previous model, it's easier to move on jobsites and takes up less space on trucks.



COMPRESSED AIR

Produces 30 cfm of air at 100 percent duty cycle and delivers 80-160 psi of air with no storage tank.




**BATTERY CHARGE/
CRANK ASSIST (STANDARD)**

Eliminate the need for a standalone battery charger to start stubborn machines.




AUTO-SET™ TECHNOLOGY

Makes weld parameter setup fast, easy and accurate for operators of all skill levels.




NO VOLTAGE DROPS

Get the expected voltage at weld joints far from the power source: Cable Length Compensation (CLC™) and Weld Lead Calibration (WLC) make it possible.




SMOOTH, STABLE ARCS

The smoothest arc with fully-customizable weld settings, including Dynamic DIG™, inductance control and QuietPulse™ TIG.



SAVES FUEL, REDUCES NOISE

Advanced Auto-Speed™ technology and Excel™ power minimize engine speeds, reducing fuel consumption and sound output.



MORE DATA VISIBILITY

- Plan service time with predictive maintenance information.
- Bid new work with productivity screens that show hours spent on past jobs.
- Easily connect the machine to telematics systems for more fleet visibility.




DIRECT SPOOL GUN CONNECTION

Expands the types of jobs you can take on by making it easier to weld aluminum.



ARC REACH® TECHNOLOGY (STANDARD)

Make parameter changes at the weld joint, eliminating walks back and forth to the machine. Increase arc-on time and improve jobsite safety.




EXCEL™ POWER (STANDARD)

Power at idle — a Miller exclusive. Delivers a full 2,400 watts (20 A) of 120-volt inverter-based, pure sine wave power at idle.



OPTIONAL WIRELESS INTERFACE CONTROL

Anywhere on the jobsite, a user has full machine control in the palm of their hand.



OPTIONAL POLARITY-REVERSING TECHNOLOGY

No cable swaps are needed, so switching processes is quick and simple.



GET LEGENDARY PRODUCTIVITY AND WELD QUALITY WITH THE NEXT-GENERATION TRAILBLAZER® 330 AIR PAK™: VISIT MILLERWELDS.COM/LEGENDS

