

# Bobcat™ 3 Phase

Issued Dec. 2011 • Index No. ED/4.33

Engine-Driven Welder/  
AC Generator 

## Quick Specs

### Applications

#### Generator Power for:

Farm or Home Backup  
Pivot Irrigation Systems  
Pumps  
Conveyors

#### Welding:

Farm Equipment Repair  
General Maintenance  
Fabrication

### Processes

Stick (SMAW)  
Flux-Cored (FCAW)  
MIG (GMAW)  
DC TIG (GTAW)  
Non-Critical AC TIG (GTAW)  
Air Plasma Cutting and Gouging  
with optional Spectrum models

### Generator Power Output Rated at 104° F (40° C)

**3-Phase:** 11,000 Watts Peak, 10,000 Watts Continuous

**1-Phase:** 11,000 Watts Peak, 9,500 Watts Continuous

### Output Range

**For Stick/TIG:** 50–225 Amps **For FCAW/MIG (CV):** 19–28 Volts

**Weight** 495 lb (225 kg)

**Accu-Rated™ – Not Inflated  
Generator Power**

## The Power of Blue.®

### Designed for farm and ranch owners

in need of single- and three-phase power to run 480 V three-phase pivot irrigation systems or to provide backup power for home, farm and ranch.

**Designed for reliability.** From Appleton, Wis. USA, our welder/generators are the most rugged, durable and long-lasting in the industry. We manufacture them to exceed requirements for extreme working conditions and they are hard-working from the core:

- Copper windings and iron generator components for a quality-built machine
- Lugged—not soldered—heavy internal leads for better field durability
- Superior cooling technology for maximum performance and engine life
- Super-tough armor to protect the welder/generator from accidental impact
- Protective armor doors to cover the weld studs and receptacles as required by OSHA and CSA for jobsite safety
- Lift hook integrated into the center frame, which bolts to the machine's base for greater durability



**Long runtimes.** Large 12-gallon fuel capacity means many hours of run time before refueling.

### Versatile AC and DC weld output.

Provides quality welds on all types of metals. DC is smooth and easy to run while AC Stick is used when arc blow occurs.



**New!**

UP TO  
**25%**  
SOUND  
REDUCTION

**IMPROVED! Quieter and better sound.** Significant improvements in sound level and quality offer better jobsite communication, which provides a safer, more efficient working environment for you and your crew. New Bobcat welder/generators have rotated the engine toward the front to create more efficient airflow, resulting in significantly quieter operation. Now you can start your job earlier in the day and end it later, as well as work around hospitals, businesses, and residential areas.

5" SHORTER  
UP TO  
**45 lb.**  
LIGHTER

**IMPROVED! Smaller and lighter design.** New Bobcat welder/generators take up less space on trucks and trailers—leaving more room on your truck for other equipment and tools. Plus, they're easier to move safely around jobsites—even with weld cables and running gear attached.

**IMPROVED! Easier maintenance.** With its intuitive design, the daily maintenance of our new Bobcat welder/generators is faster and easier. With front panel maintenance displays, you know when your equipment needs to be serviced. And servicing is simple because of:

- Oil checks that can be performed from the top by the front panel
- Toolless panels that allow for quick access
- Single-side fuel fill and oil drain/filter

**TRUE BLUE**  
3YR. WARRANTY

Welder/generator is warranted for 3 years, parts and labor.  
Engine is warranted separately by the engine manufacturer.



### Miller Electric Mfg. Co.

An Illinois Tool Works Company  
1635 West Spencer Street  
Appleton, WI 54914 USA

### Equipment Sales US and Canada

Phone: 866-931-9730  
FAX: 800-637-2315  
International Phone: 920-735-4554  
International FAX: 920-735-4125

### Website

MillerWelds.com



# The Bobcat™ Advantage



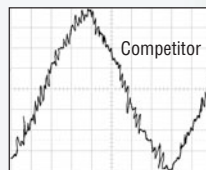
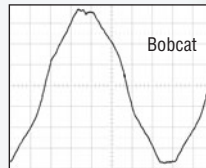

## Reversed Generator Airflow

Exclusive engine and generator packaging design operates cooler and more efficiently. The engine is rotated towards the front to create more efficient airflow. More efficient airflow and exclusive engine location are significant contributors to reduced sound level and size reduction. Hot air recirculation is eliminated when machine is mounted in tight spots, and internal parts are kept cool for optimal performance.

# The Bobcat™ Generator Power Advantage

## Accu-Rated™ — Not Inflated Generator Power

Miller's Accu-Rated™ 11,000 watts of *usable* peak power is delivered for a minimum of 30 seconds. Accu-Rated means peak power is usable for maximum generator loads such as plasma cutting, Millermatic® MIG welders and motor starting. Accu-Rated peak power beats the competition's very short-duration peak or surge power. Use your peak power, it's more than a number.

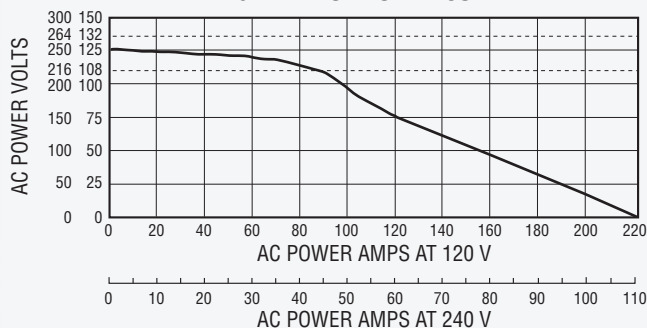


Waveform Comparison

## Smooth Power — Not Spike Power

Revolutionary ten-degree skewed-rotor design optimizes generator performance for smoother power — not spiked power found with other brands. Better power — better performance.

### GENERATOR POWER CURVE



Tools and motors are designed to operate within 10 percent of 120/240 VAC. The Bobcat's power generator provides strong power while keeping the voltage within 10 percent of 120/240 VAC. **This increases tool/motor performance and life.**

## Typical Equipment Power Usage

Bobcats will easily start and run the following equipment:

Equipment	Starting Watts	Running Watts
Barn Cleaner (5 HP)	11,600	3000
Silo Unloader (5 HP)	12,200	4300
Portable Conveyor (1/2 HP)	3400	1000
Milker (5 HP)	10,500	2800
Hand Drill (1/2 inch)	600	600
Circular Saw (8-1/4 inch)	1400	1400
Air Compressor (1-1/2 HP)	8200	2200
Flood Lights (Vapor)	1250	1000
Refrigerator/Freezer	2200	700
Sump Pump	1300	800
Millermatic® 212 Auto-Set™ MIG Welder (230 V)	6500	6500
Spectrum® 625 X-TREME™ (30 A, 230 V, 1/2-inch cut)	6900	6900

To select a generator that has enough power output in watts, add the watts for the items you want to simultaneously run. Tools and appliances with induction motors may require three to seven times the listed wattage when starting. All data listed is approximate — check your tool/appliance for specific wattage requirements.

# Specifications (Subject to change without notice.)



Welding Mode	Process	Amp/Volt Ranges	Rated Output at 100% Duty Cycle (at 104° F/40° C)*	Generator Power		Sound Levels at Max. Load/ at 150 Amps	Dimensions	Net Weight**
				Single-Phase	Three-Phase			
CC/AC	Stick/TIG	50–200 A	200 A at 25 V	Peak: 11,000 watts Continuous: 9,500 watts 120/240 VAC, 84/42 A	Peak: 11,000 watts Continuous: 10,000 watts 480 V, 13 A	73.5 dB/72 dB	H: 28 in. (711 mm) H: 32.75 in. (832 mm) to top of exhaust W: 20 in. (508 mm) D: 40.5 in. (1029 mm)	495 lb. (225 kg)
CC/DC	Stick/TIG	50–225 A	210 A at 25 V					
CV/DC	MIG/FCAW	19–28 V	200 A at 20 V					

Note: Derate outputs up to five percent when using LP fuel. \*Rated at sea level. \*\*Net weight without fuel.

Certified by Canadian Standards Association to both the Canadian and U.S. Standards.

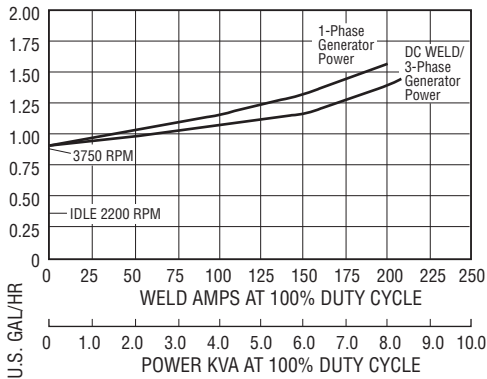
## Engine Specifications (Subject to change without notice.)

Engine Brand	Horsepower (HP)	Type	Weld Speed	Idle Speed	Fuel Capacity	Oil Capacity	Standard Shutdowns
Kohler: three-year mfg. warranty	23 HP	Twin-cylinder, four-cycle overhead valve, industrial air-cooled, gasoline*	3600 RPM	2300 RPM	12 gal. (45 L)	1.5 qt. (1.4 L)	Low Oil Pressure

\*Fuel stabilizer is recommended for gas engines that are used infrequently.

## Performance Data

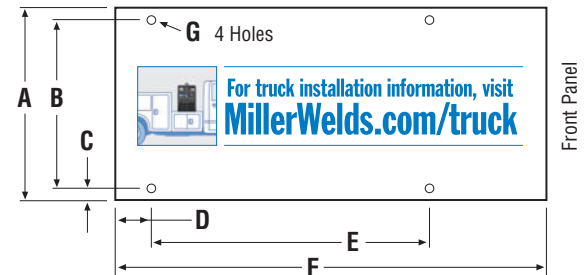
FUEL CONSUMPTION (Kohler 23 HP Command OHV)



### FUEL CONSUMPTION DATA

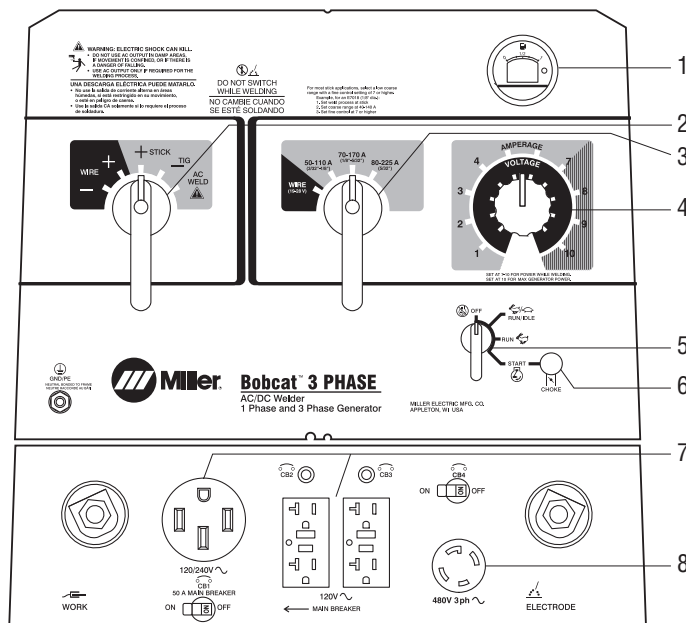
- 12-gallon fuel capacity.
- On a typical job using 1/8-inch 7018 electrodes (125 A, 20% duty cycle) expect about 20 hours of operation.
- Welding at 150 A, 40% duty cycle uses approximately 3/4 gallon per hour — about 16 hours of operation.
- Under a continuous load of 4000 watts of generator power, the Bobcat would run for about 14 hours of operation.

## Mounting Specifications



- A. 20 in. (508 mm)
- B. 16.5 in. (419 mm)
- C. 1.75 in. (44.5 mm)
- D. 6.12 in. (155 mm)
- E. 22.3 in. (566 mm)
- F. 40.32 in. (1024 mm)
- G. .406 in. (10.3 mm) diameter

## Function Guide



1. **Engine Hour Meter** is convenient for monitoring maintenance intervals.
2. **Weld Process Selector Switch** makes choosing between Stick, Wire and TIG processes easy. Switch also automatically changes polarity with process selection to make sure the machine is easy to set with little effort or knowledge.
3. **Coarse Range Control.** Three Stick/TIG and one Wire range are available for output control. Stick/TIG ranges are designed to electrode diameters (3/32, 1/8, and 5/32 inch) making these models **very easy to set.**
4. **Fine Adjust Control** makes it easy to fine tune amperage within a coarse range. Set control above 7 for best power while welding and to 10 for generator-only use.
5. **Engine Control Switch** is used to start the engine and then select between Auto Idle and High Speed Lock.
6. **Engine Choke Control** is used for easy engine starting.
7. **120 VAC and 240 VAC\* Covered Receptacles with Circuit Breakers.**  
\*For matching plug, order #119 172.
8. **480 VAC\* Covered Receptacle with Circuit Breaker.**  
\*For matching plug, order #165 963.

# Genuine Miller® Accessories (For additional options and accessories, see Bobcat Lit. Index No. ED/4.4.)



## Never Flat™ Tires

Available on Bobcat and Trailblazer Running Gear.

- Eliminate costly jobsite downtime
- Maintain constant tire pressure and will not develop flats
- Protect against punctures
- Preserve maneuverability, even when weighed down with heavy welding cable



## Off-Road Running Gear with Protective Cage and Never Flat™ Tires

**#300 912** Gas Running gear and rugged cage with

cable holders protects your investment and is easy to move around the jobsite.

*Note: Not for use with Gas Cylinder Mounting Assembly or LP Tank Mounting Assembly.*

## Protective Covers



**#300 919** For Gas models **without** Protective Cage or Running Gear (shown)

**#300 920** For Gas models **with** Protective Cage and/or Running Gear

Heavy-duty, water-resistant and mildew-resistant covers protect and maintain the finish of the welder.



## Off-Road Running Gear

**#300 909** Gas, with inner tubes

**#300 910** Gas, with Never Flat™ tires

Includes four heavy-duty 15-inch tires and a rugged handle to provide maximum maneuverability.

*Note: Not for use with Gas Cylinder Mounting Assembly or LP Tank Mounting Assembly.*



## Multi-Terrain Running Gear

**#300 913** Gas/LP, with inner tubes

**#300 914** Gas/LP, with Never Flat™ tires

Includes two heavy-duty 15-inch tires, two 8-inch rubber swivel casters and a heavy-duty handle.

Recommended for all surfaces and applications, and is easy to move around the jobsite.



Female Receptacle



**Adapter Cord, Full KVA #300 517** Field NEMA 14-50P to NEMA 6-50R. Adapts engine drive 120/240 V plug to common Millermatic® and Spectrum® 240 V plug.



**Full KVA Plug Kit #119 172** Field 120/240 VAC, 50 A plug (NEMA 14-50P) to fit full KVA receptacle.



## Protective Cage with Cable Holders

**#300 921** Gas/LP Rugged cage with cable holders

protects your investment. Can be used with running gear, Gas Cylinder Mounting Assembly, LP Tank Mounting Assembly, or with trailer.

**Full KVA 3-Phase Plug #165 963** Field 480 VAC, 30 A plug (NEMA L16-30P) to fit 3-phase receptacle.

*Order the following from Miller Service Parts.*

## Engine Tune-Up Kits

**#230 015** Field Kohler CH 730

Tune-up kits include spark plugs and engine filters.

## Ordering Information

Power Source	Stock No.	Description	Qty.	Price
Bobcat™ 3 Phase	#907 505	Kohler, with GFCI Receptacles		
<b>Accessories</b>				
Off-Road Running Gear	#300 909	Gas models, with inner tubes. <i>Not for use with Gas Cylinder or LP Tank Mounting Assembly</i>		
	#300 910	Gas models, with Never Flat™ tires. <i>Not for use w/Gas Cylinder or LP Tank Mounting Assembly</i>		
Off-Road Running Gear with Protective Cage	#300 912	Gas models, with Never Flat™ tires. <i>Not for use w/Gas Cylinder or LP Tank Mounting Assembly</i>		
Multi-Terrain Running Gear	#300 913	Gas/LP models, with inner tubes		
	#300 914	Gas/LP models, with Never Flat™ tires		
Protective Cage w/Cable Holders	#300 921	Gas/LP models		
Protective Covers		See page 6		
Full KVA Plug	#119 172	Field		
Full KVA 3-Phase Plug	#165 963	Field		
Engine Tune-Up Kits	#230 015	Field. For Kohler CH 730. <i>Order from Miller Service Parts</i>		

Date:

Total Quoted Price:

Distributed by:

