

PerformArc™ PA750S

Robotic Welding Cell



Quick Specs

Industrial Applications

Contract manufacturing
Automotive components
Recreational vehicles
Farm/construction machinery
Implements
Office furniture
Food equipment

Product Type

Servo-driven indexing turntable
Station A: for load/unload
Station B: robot /weld envelope
Single- or dual-robot configuration

Processes

MIG (GMAW): Auto-Continuum™ 500
MIG (GMAW): TAWERS 350/450/Active Wire
TIG (GTAW): TAWERS WG3 300A DC

Machine Dimensions

Height: 90 in. (2,286 mm)
Width: 98 in. (2,489 mm)
Depth: 186 in. (4,724 mm)

Payload Capacity

750 lb. (340 kg) per station

Input Power

Standard: 480 V
Optional: 208 V, 230 V, 240 V, 575 V

PerformArc PA750S has features similar to our smaller turntable units, but provides a larger footprint with higher payload capacity for larger workpieces. Workpiece shuttles into an enclosed robot envelope on a servo-driven index table.




PerformArc PA750S

Auto-Continuum 500



Easy integration of various weld processes and capabilities



Welding throughput versus manual welding


Miller recommends



Visit HobartBrothers.com for your filler metal solutions.



Major components except torches, consumables, and power supplies. Refer to specific component warranty for more information.



Evolve Your Welding™



Miller Welding Automation

An ITW Welding Company
281 E. Lies Rd.
Carol Stream, IL 60188 USA

Equipment Sales

Phone: 630-653-6819
Email: MWASales@millerwelds.com

MillerWelds.com



PerformArc™ PA750S

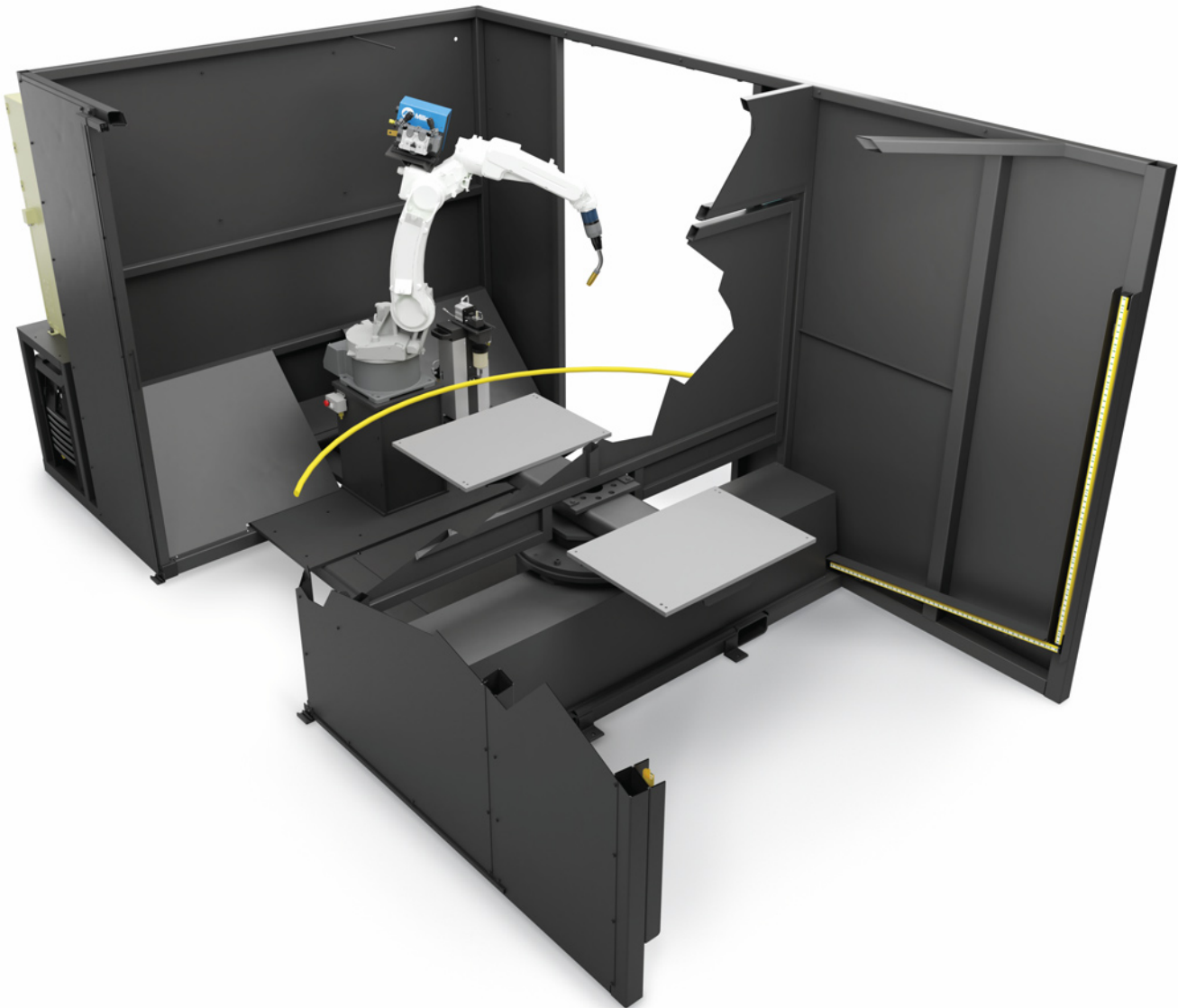
PA750S is for larger parts and higher payload requirements. It operates in the same manner as our PA350, but handles larger, heavier workpieces. Two stations, each with 750-pound payload capacity, index on a larger turntable. Operator loads and unloads from a single station, while the other station is in the robot envelope. The larger footprint accommodates dual robots if needed, for higher throughput or welding of multiple parts.

Operator protection is accomplished with sliding doors and an arc shield that indexes with the turntable. Light curtains prevent operator from entering an active workstation.

Ships fully assembled and easy to install. Position with a forklift, secure to floor and connect utilities.

Easy to relocate. Simply disconnect utilities and floor anchors, move with a forklift, and re-anchor and reconnect utilities.

Full complement of capabilities. GMAW, GTAW, OptiDrive™ push-pull torch, active wire pull torch, and advanced arc modes (Accu-Pulse®, Versa-Pulse™, SP MAG, RMD®) to grow with your needs.




PerformArc™ PA750S Machine Specifications

Input Power	Standard Arc Welding Configuration	Optional Configurations Available
Standard: 3-phase, 480 V, 30 A Optional: 208 V, 230 V, 240 V, 575 V	Arc welder: Miller Auto-Continuum™ 500 Wire drive: Miller Auto-Continuum™ Single robot: TM1600 or TM1800 Dual robot: TM1400 or TM1600 Welding torch: Tregaskiss® air cooled	Active wire GMAW: Panasonic TAWERS and torch Pull torch solutions: Miller OptiDrive™ and Dinse torch GTAW: TAWERS WG3 300A DC High deposition: Hercules™

Approximate Dimensions		Approximate Shipping Weight	Payload Capacity
Height: 90 in. (2,286 mm) Width: 98 in. (2,489 mm) Depth: 186 in. (4,724 mm)	Max. tool height: 40 in. (1,016 mm) Load height: 31 in. (787 mm) Cell front opening: 87 in. (2,210 mm) Rotation diameter: 92 in. (2,336 mm)	Single robot: 6,325 lb. (2,869 kg) Dual robot: 7,425 lb. (3,371 kg)	750 lb. (340 kg) per station

Note: Refer to sales drawings for more specific specifications.



Resources When You Need It

Pre-Sales Application Support

Contact Miller Welding Automation prior to sale to discuss possibilities to support and prove out your unique welding challenges. Our lab can complete trials and make recommendations that will help reduce risk in your purchasing decision. We'll review your access requirements and hook-up needs — air, gas or electric — prior to installation. Our goal is to have your PerformArc™ welding cell up and running the day it arrives your facility.

Training

We offer virtual training as well as in-person training at our different facilities to fit your needs. Training programs are offered for PerformArc operation and for our offline programming software — Desk Top Programming and Simulation (DTPS). Contact your Miller Welding Automation representative for more information.

Post-Sale Service and Preventative Maintenance

Contact Miller Welding Automation for service and preventative maintenance recommendations and programs, as well as troubleshooting of any operation issues.

Job Plate

Miller Welding Automation	
281 East Lies Road Carol Stream, IL 60188 USA Phone: 630-653-6819 www.MillerWelds.com / MWAService@twwelds.com Assembled in USA	
Model Type	PAXXXXXX
Serial Number	JXXX
Primary Input Voltage	480V XYZ
Number of Phases	3
Frequency	XYZ Hertz
Rated Current	XYZ Amps
Maximum Interrupt Current	XYZ,000 Amps
Electrical Drawing Index	PAXYZS-SXXX ELEC 0X-2X-X.dwg
Date of Manufacture	October 2055
Mechanical Revision	J40XX
System Weld Torch Specification	
Manufacture - Tregaskiss For Parts Information Contact Miller Welding Automation	
CAX Torch, X ft., Pana, Brake	RAX12ABAXYZ
Mounting Arm	XX-306-X59-X
Insulation Disc, TM	5XDX-9ZZ
Control Cable, Panasonic	ZZ-7X5-0X
Contact Tips, .XXX, Acculock	B-Y010CH
Contact Tips, .YYY, Acculock	C-Z010CH
Nozzle Reamer/ Wire Cutter	ZZ9A45XXXXWL

Need help or have questions about your PerformArc system? Our 24/7 service line can assist you when you need it most. Our service team can help you with operation questions, or to arrange preventative maintenance. The job plate on the back of your system will provide you with quick access to important information about your system like part numbers for your consumables.

Contact Us

Miller Welding Automation is your single point of contact for configuring and ordering your PerformArc system.

Continued technical support can be counted on from Miller Welding Automation in Carol Stream, Illinois. Please call our hotline number: (630) 653-6819.

Spare parts and wear items are provided in your initial purchase of PerformArc. Spare parts can be ordered from Miller Welding Automation.

Distributed by:

